

Features

- **Noise Figure ≤ 2.0 dB (Typ)**
- Unconditionally Stable at all temperatures
- Internally Regulated DC Voltage
- 50 Ohm Matched Input/Output
- Field Replaceable 3.5mm SMA connectors
- Excellent Group Delay and Phase Linearity
- 0.009 inches diameter RF In/Out feed through
- Operating Temp. -40 C to +85 C
- 3 Year Warranty

Options

- **Optimized Performance over Selected Bandwidth**
- Internally DC Block Input (Output DC Block Standard)
- Hermetically Sealed Package
- Improved Gain Flatness
- Improved IN and OUT VSWR
- Gain and Phase matching
- Lower Noise Figure

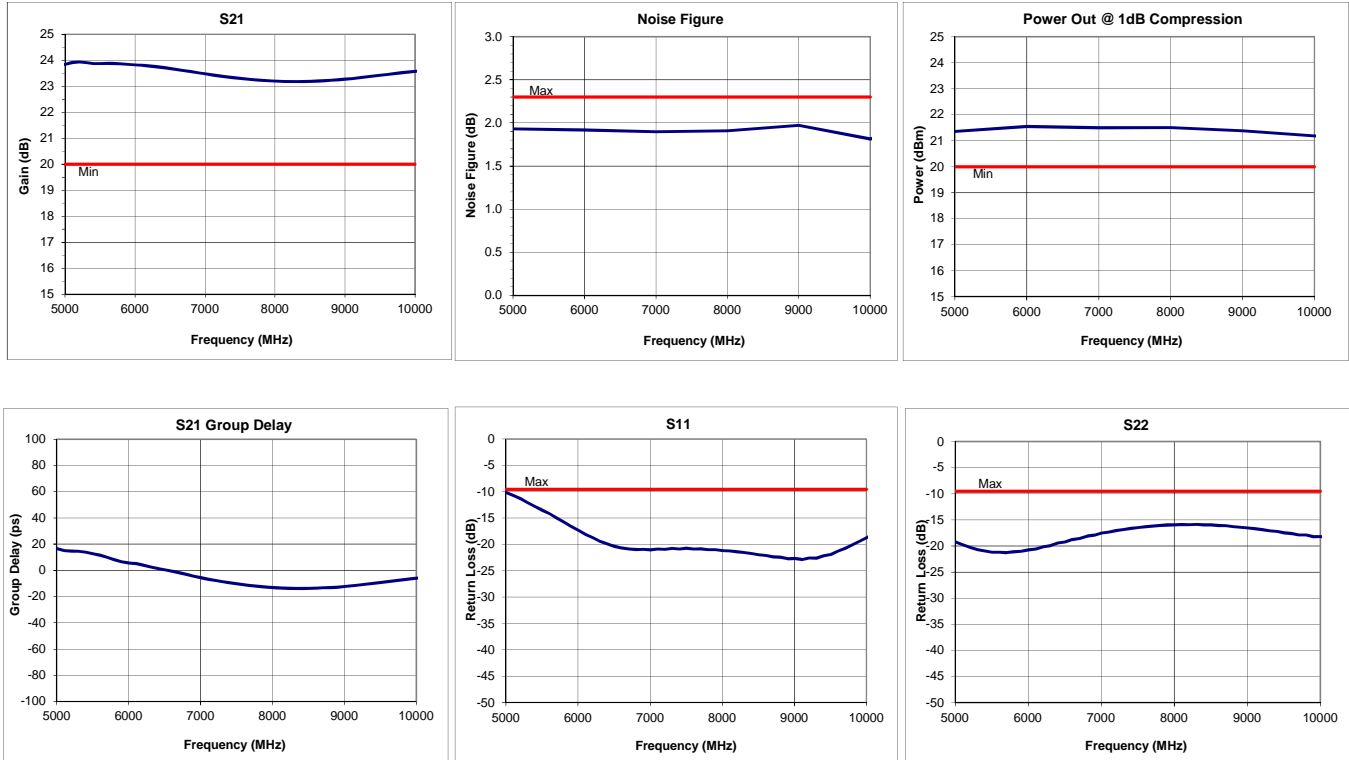


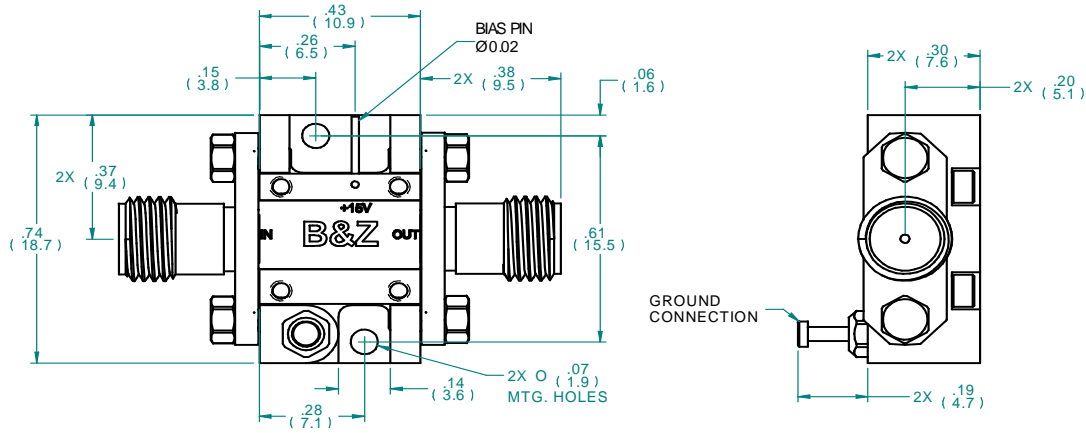
Specifications (23 °C)

Parameter	Min	Typ	Max	Units
Frequency Range	5	-	10	GHz
Noise Figure*	-	1.9	2.3	dB
Gain	20	23	-	dB
Gain Flatness (+/-)	-	-	0.5	dB
P1 Output Power	+20	-	-	dBm
Input VSWR	-	-	2.0:1	
Output VSWR	-	-	2.0:1	
Operating Temperature	-40	-	+85	°C
Non-Operating Temp Range	-65	-	+85	°C
RF Input Power (no-damage)	-	-	+13	dBm
Humidity (non-condensing)	-	-	95	%
Voltage	+12	+12	+15	VDC
Current	-	225		mA
Input Impedance	50			Ohms
RF Connector	3.5mm SMA - Female			
Dimensions	29.9 x 18.7 x 7.6			mm


* Noise Source used for measurement from 0.01 to 26.5 GHz is HP346C .
 NF Uncertainty (approx. 0.1dB). 0.05 dB due to ENR of HP 346C; and 0.05 dB, due to the gain modulation of the unit, caused by the HP 346C source impedance change in the ON and OFF state.
 Noise Figures and other parameters degrade below 500 MHz.
****IMPORTANT: UNIT REQUIRES HEAT SINK.**

Typical Data

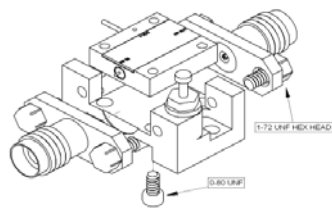




Approx. Actual Size



Mounting Drawing



Drop In

