


Features

- **Noise Figure ≤ 1.4 dB**
- Unconditionally Stable at all temperatures
- Internally Regulated DC Voltage
- 50 Ohm Matched Input/Output
- Field Replaceable SMA connectors
- Drop in Package
- Excellent Group Delay and Phase Linearity
- 0.009 inches diameter RF In/Out feed through
- 3 Year Warranty




Specifications (23 °C)

Parameter	Min	Typ	Max	
Frequency Range	0.1	-	8	GHz
Noise Figure *			1.4	dB
Gain	25	26	-	dB
Gain Flatness	-		± 1.0	dB
P1dB Output Power	8	10	-	dBm
Input VSWR	-		2.0:1	
Output VSWR	-		2.0:1	
Operating Temperature	-55	-	+85	°C
Third Order Intercept		20		dBm
Second Order Intercept		30		dBm
Group Delay		± 10		psec
Voltage	+12	-		V
Current	-	120	155	mA

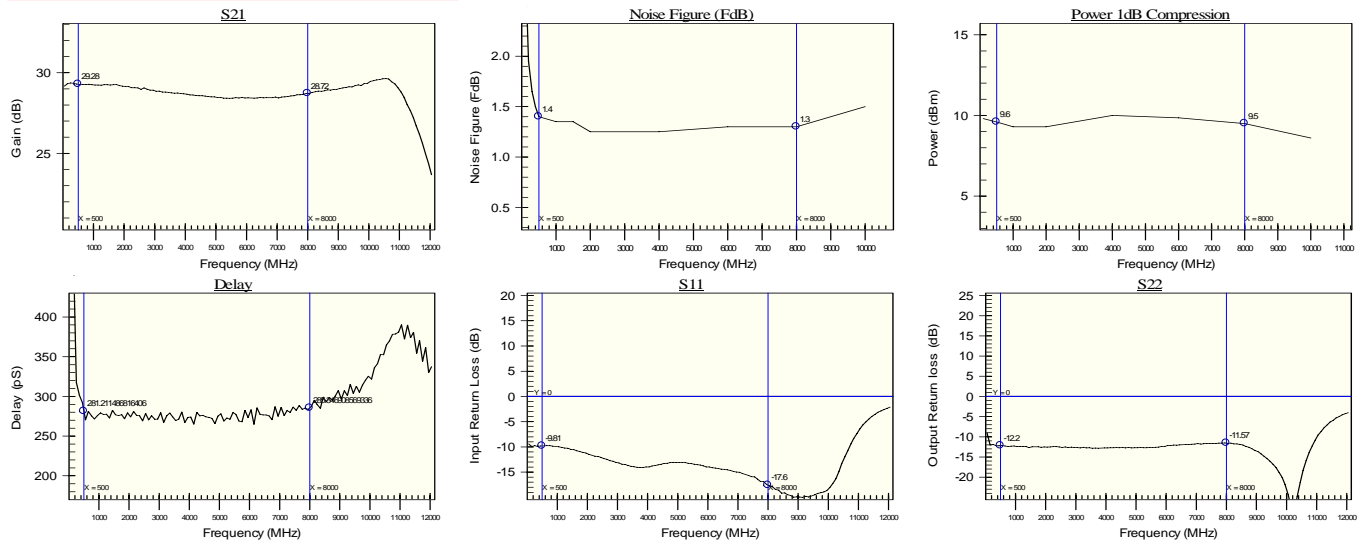
Options

- **Optimized Performance over Selected Bandwidth**
- Internally DC Block Input (Output DC Block Standard)
- Hermetically Sealed Package
- Improved Gain Flatness
- Gain and Phase matching
- Improved IN & OUT VSWR
- High Power Input Protection
- Lower Noise Figure (**Cryogenic Temp**)

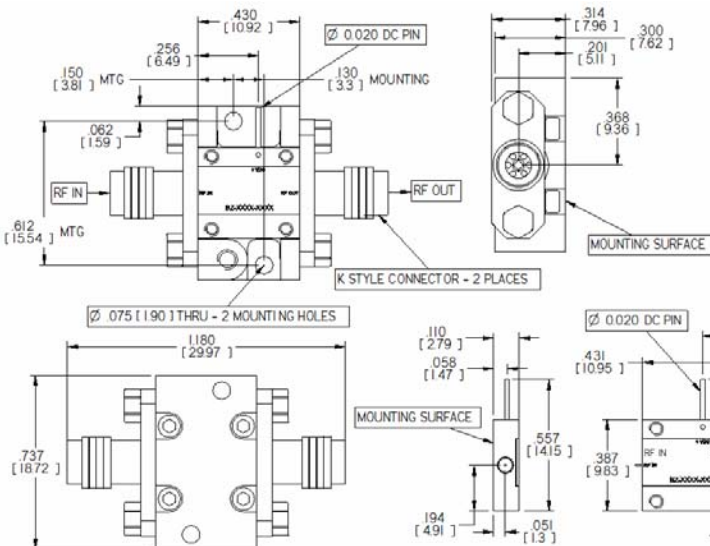


* Noise Sources used for measurement: 0.1- 8 GHz: HP346A, N.F. Uncertainty (approx. 0.10dB). 0.05dB due to ENR of HP 346A and 0.05dB, due to gain modulation of the unit, caused by the HP 346A source impedance change in the ON and OFF state.
Noise Figures and other parameters degrade below 500 MHz.
Noise Figures at Cryogenic Temp, not given due to uncertainty of measurement for very low values. Call to discuss.

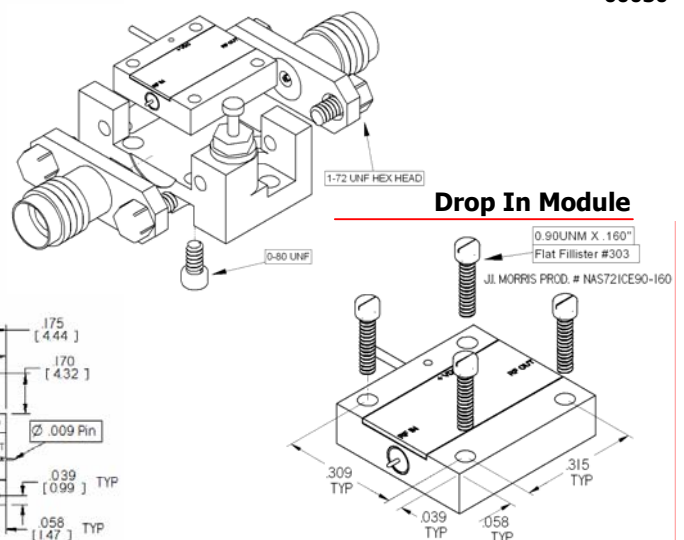
Performance Graphs



Outline Drawing



Mounting Drawing



00030